



**POWERMMASTER PLUS
F350S MK2
30 DEGREE NAILER
B20433 (MK2)**

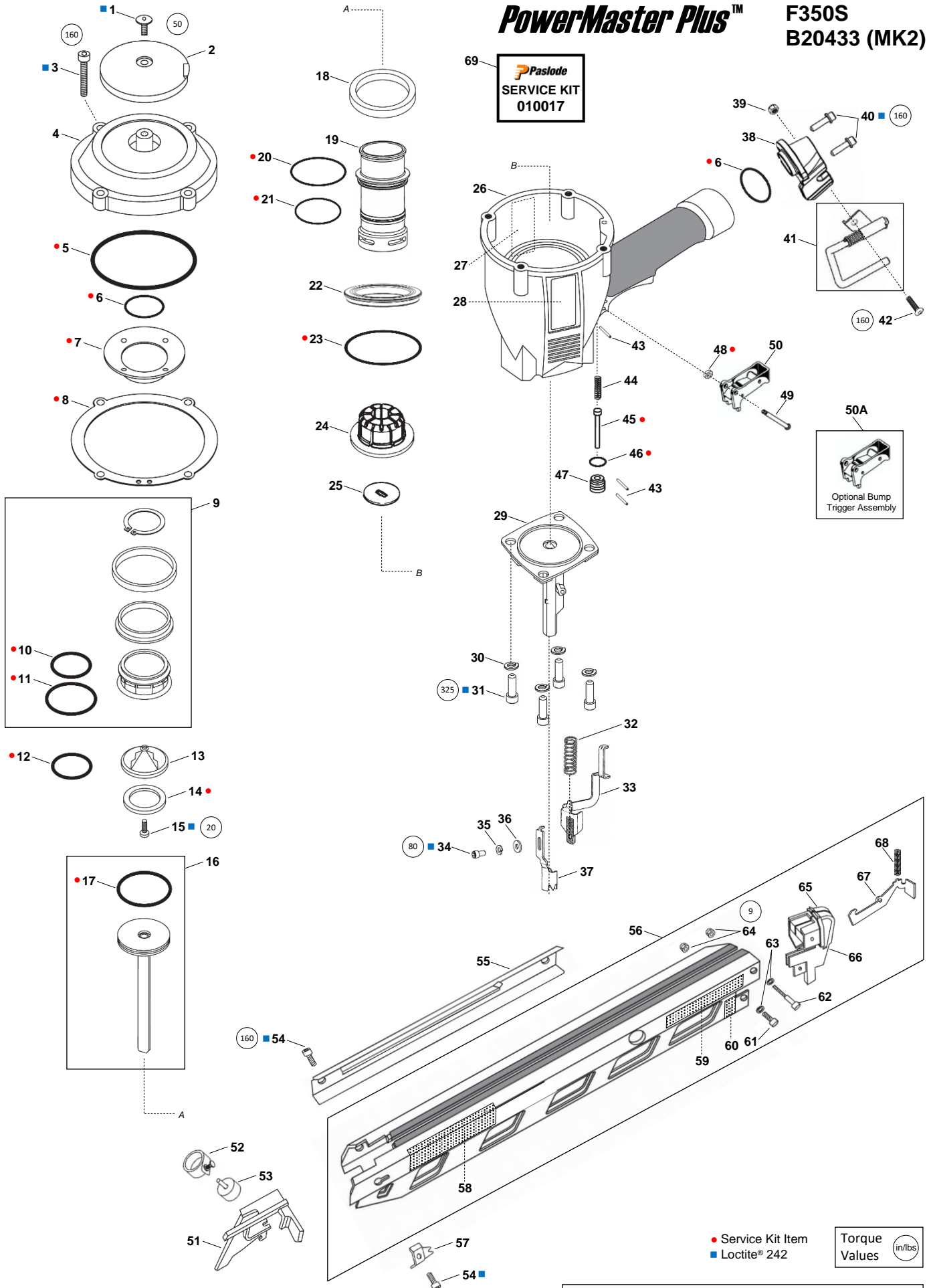


ILLUSTRATED PARTS LIST

PowerMaster Plus™

F350S
B20433 (MK2)

69 **Paslode**
SERVICE KIT
010017



• Service Kit Item
■ Loctite® 242

| Torque Values | (in/lbs) |
|---------------|----------|
|---------------|----------|

All parts sold as single items unless described as a set etc., or forms part of an assembly (multiple items defined within a box). ie. A part with no item number is only available in an assembly.

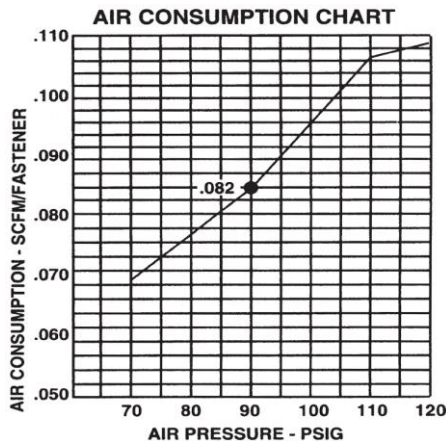
PARTS LEGEND

F350S MK2

B20433 (MK2)

| | | | | | | | | | |
|----|----|--------|---|---------------------------|-----|--------|--------|--------------------------------------|-----------------------------|
| ■ | 1 | 501043 | 1 | Screw UH SHC 1/4-20 x 1/2 | 36 | 404800 | 1 | Washer, Flat 1/4 | |
| | 2 | 501016 | 1 | Deflector, Air | 37 | 500731 | 1 | Probe | |
| ■ | 3 | 501300 | 4 | Screw SHC 1/4-20 x 1-1/4 | 38 | 501219 | 1 | Cap, Air Inlet | |
| | 4 | 501017 | 1 | Cap | 39 | 500525 | 1 | Nut, Lock 5/16-24 | |
| *● | 5 | 500461 | 1 | O-Ring | 40 | 501299 | 2 | Screw SHC 1/4-20 x 1 | |
| *● | 6 | 092042 | 2 | O-Ring | 41 | 501347 | 1 | Belt/Rafter Hook Assembly (Standard) | |
| *● | 7 | 500407 | 1 | Spring, Main Valve | 42 | 500516 | 1 | Screw BHC 5/16-24 x 7/8 | |
| *● | 8 | 501001 | 1 | Gasket, Cap | 43 | 071297 | 3 | Pin, Roll 1/8 x 1-1/8 | |
| | 9 | 500463 | 1 | Valve Assembly, Main | 44 | 097748 | 1 | Spring | |
| *● | 10 | 091208 | 1 | O-Ring | *● | 45 | 097746 | 1 | Poppet Valve, Trigger Valve |
| *● | 11 | 401950 | 1 | O-Ring | *● | 46 | 092174 | 1 | O-Ring, Trigger Valve |
| *● | 12 | 095432 | 1 | O-Ring | 47 | 401958 | 1 | Body, Trigger Valve | |
| | 13 | 500454 | 1 | Post, Main Valve | *● | 48 | 402668 | 1 | Ring, Retaining |
| *● | 14 | 500453 | 1 | Bumper, Post | 49 | 402669 | 1 | Pin, Trigger Retaining | |
| | 15 | 402906 | 1 | Screw BHC 10-32 x 5/8 | 50 | 501039 | 1 | Trigger Assembly, Sequential (Grey) | |
| | 16 | 501519 | 1 | Driver & Piston Assembly | 50A | 501048 | OP | Trigger Assembly, Bump (Orange) | |
| *● | 17 | 092971 | 1 | O-Ring | 51 | 500531 | 1 | Follower | |
| *● | 18 | 402011 | 1 | Seal, Cylinder | 52 | 500513 | 1 | Spring Assembly, Negator | |
| | 19 | 501283 | 1 | Cylinder | 53 | 501046 | 1 | Drum & Pin Assembly | |
| *● | 20 | 500249 | 1 | O-Ring | ■ | 54 | 404904 | 2 | Screw 1/4-28 x 5/8 |
| *● | 21 | 092235 | 1 | O-Ring | 55 | 500717 | 1 | Cover, Nail Rail | |
| | 22 | 500779 | 1 | Bulkhead | 56 | 500877 | 1 | Magazine Assembly | |
| *● | 23 | 501002 | 1 | O-Ring | 57 | 500509 | 1 | Bracket, Magazine | |
| * | 24 | 500866 | 1 | Bumper | ** | 58 | 500458 | 1 | Label, Warning |
| | 25 | 500729 | 1 | Seal, Driver Blade | 59 | 501055 | 1 | Label, Magazine Logo | |
| | 26 | 501286 | 1 | Body Housing | 60 | 501481 | 1 | Label, Data Plate | |
| | 27 | 501334 | 1 | Label, Housing Logo RH | 61 | 066840 | 1 | Screw SHC 8-32 x 3/4 | |
| | 28 | 501333 | 1 | Label, Housing Logo LH | 62 | 501026 | 1 | Screw SHC 8-32 x 2 | |
| | 29 | 501156 | 1 | Nose | 63 | 404414 | 2 | Washer, Flat #8 | |
| | 30 | 095417 | 4 | Washer, Spring 5/16 | 64 | 404325 | 2 | Nut, Lock 8-32 | |
| ■ | 31 | 009016 | 4 | Screw SHC 5/16-18 x 1 | 65 | 501607 | 1 | End Cap, Magazine RH (RPS 501025) | |
| | 32 | 501006 | 1 | Spring, Probe | 66 | 501606 | 1 | End Cap, Magazine LH (RPS 501024) | |
| | 33 | 501363 | 1 | Lever, Safety | 67 | 500848 | 1 | Latch, Follower (RPLS 501027) | |
| ■ | 34 | 091618 | 1 | Screw SHC 1/4-20 x 1/2 | 68 | 501028 | 1 | Spring, Latch | |
| | 35 | 002187 | 1 | Washer, Spring 1/4 | 69 | 010017 | | AR Service Kit | |

- * Normal Wear Items
- ** Ensure Warning Label is affixed and legible
- Included in Service Kit
- Apply Loctite® 242 (Blue)
- New Change
- OP Optional
- NP Non Procurable
- AR As Required




SAFETY INSTRUCTIONS
WEAR EYE AND HEARING PROTECTION



Always wear approved eye and hearing protection when operating tool. Ensure others in the near vicinity use the same protective equipment.



Use eye protection when cleaning tool.



DO NOT ExCEED MAXIMUM RECOMMENDED AIR PRESSURE



Operate the tool using only the recommended air pressure. Do not exceed the maximum air pressure marked on the tool. Be sure the air pressure gauge is operating properly and check it at least twice a day.

Never use bottled air or gases such as oxygen to operate the tool, as this may cause the tool to explode.



WARNING: All parts must be periodically inspected and replaced if worn or damaged. Failure to comply can affect the tool's operation and present a safety hazard.

ACCESSORIES - F350S Framer

| | | | | | |
|---------|--|--|--------|---|---|
| 219228 |  | No Mar Tip Assembly (AU Only) | 501022 |  | No Mar Tip (AU Only) |
| 502934 |  | Carry Bag (AU Only) | 1X3002 |  | Hanger Bracket Kit (RPLS B20442) (AU Only) |
| F27625 |  | Pneumatic Lubricating oil (480 ml) (AU Only) | R20128 |  | Pneumatic Lubricating oil (250 ml) (NZ Only) |
| B20544L |  | Degreaser | 1X2002 |  | Air Inlet Adaptor Kit 3/8NPT-1/4NPT (AU Only) |

Change Notes

Revision 1

| Item | Part No. | Item Description | Change | Action/Change Description |
|------|----------|--------------------------|---------------|---|
| 10* | 406041 | Retaining Ring | Availability | POA ¹ 9, Main Valve Assembly 500463 |
| 11* | 500455 | Main Valve Upper Piston | | |
| 12* | 401946 | Main Valve Seal | | |
| 15* | 500456 | Main Valve Lower Piston | | |
| 21* | 501218 | Driver Blade | | POA 16, Driver & Piston Assembly 501519 |
| 35* | 501010 | Bump Trigger | | POA 50A, Bump Trigger Assembly 501048 |
| 37* | 501009 | Roll Pin | | |
| 38* | 501008 | Trip Lever | | |
| 56* | 501044 | Hex Key, 3/16 Long Arm | | |
| 57* | 501024 | Magazine End Cap LH | Format | Moved to Accessories |
| 58* | 501025 | Magazine End Cap RH | Manufacturing | Replaced by 501606 |
| 59* | 501027 | Follower Latch | | Replaced by 501607 |
| 75* | 501337 | Piston | Availability | Replaced by 500848 |
| 9* | 500463 | Main Valve Assembly | Format | POA 16, Driver & Piston Assembly 501519 |
| 16* | 501519 | Driver & Piston Assembly | | |
| 50A | 501048 | Trigger Assembly, Bump | | |
| 56 | 500877 | Magazine Assembly | | |
| 69 | 010017 | Service Kit | Availability | Data added to Parts Legend |
| N/A | Various | Assemblies/Flag Notes | Schematic | Added to Schematic & Parts Legend |
| | | Parts/Notes | Parts Legend | Defined available ANZ assemblies Added Service Kit & Kit item flags Added Loctite [®] flags |
| | | Accessories | Accessories | Removed parts no longer available separately Added assembly PNs Added Service Kit & Kit item flags Updated PN changes Adopted conventional naming Adopted ANZ conventional safety symbols Updated Loctite [®] and item usage |
| | | | | Defined available ANZ Accessories - Added ANZ Hanger Bracket Kit - Updated Carry Bag PN - Added Hex Key and updated availability |

¹ POA - Purchase on Assembly

*Item numbering refers to previous revision

Revision 2

| Item | Part No. | Item Description | Change | Action/Change Description |
|------|----------|-----------------------|--------------|--|
| 32* | 501608 | Pin | Availability | POA ¹ 16, Hook Assembly, Belt/Rafter 501347 |
| 78* | 501479 | Spring, Rafter Hook | | |
| 70* | 500520 | Wear Strip | | POA 16, Magazine Assembly 500877 |
| N/A | Various | Assemblies/Flag Notes | Schematic | Completely re-numbered for clarity Defined available ANZ assemblies Updated Service Kit flag notes – Added new items |
| | | Parts/Notes | Parts Legend | Removed parts no longer available separately |

¹ POA - Purchase on Assembly

*Item numbering refers to previous revision

| Miscellaneous (Frame and Truss Tools) | | | | |
|---------------------------------------|--------|------------------------------|--------------|---|
| N/A | 219248 | Double Length Magazine Kit | Availability | Discontinued |
| | 219299 | Double Length Negator Spring | | Discontinued (Paslode) Contact Pryda for availability |
| | 219306 | Double Length Mag. Cover | | Discontinued |
| | 404932 | Double Length Probe Cover | | |